



# **New Paltz CSD Proposed 2013-2014 Budget and Vehicle Replacement Proposal**

**Presented March 20, 2013  
by M. Rice & R. Linden**

# Historical Budget Data

## 2012-2013

### REVENUE

Tax Levy	\$35,570,000
State Aid	\$12,514,000
Other	\$ 1,236,000
Fund Bal.	\$ 1,150,000
<b>TOTAL</b>	<b>\$50,470,000</b>

Budget change: -0.02%  
Total Tax Levy change: +4.4

### Tax levy change:

Base budget = +3.4%  
Vehicle proposition = +1.0%

**Tax Levy Limit 3.4%**  
**(on base budget)**

Reductions from rollover  
budget - \$1,930,000

### 24.5 FTE Staffing Reductions:

Admin	- 0.0
DO	- 2.2
Teachers	- 9.3
Support	-13.0

## 2011-2012

### REVENUE

Tax Levy	\$34,060,000
State Aid	\$12,765,000
Other	\$ 1,985,000
Fund Bal.	\$ 1,670,000
<b>TOTAL</b>	<b>\$50,480,000</b>

Budget change: +3.4%  
Total Tax Levy change: +4.4%

### Tax levy change:

Base budget = +3.7%  
Vehicle proposition = +0.7%

Reductions from rollover  
budget - \$2,720,000

### 19.1 FTE Staffing Reductions:

Admin	- 1.0
DO	- 1.0
Teachers	- 11.3
Support	- 5.8

## 2010-2011

### REVENUE

Tax Levy	\$32,615,000
State Aid	\$12,356,000
Other	\$ 2,059,000
Fund Bal.	\$ 1,800,000
<b>TOTAL</b>	<b>\$48,830,000</b>

Budget change: +0.7%  
Tax Levy change: +3.0%

(No vehicles)

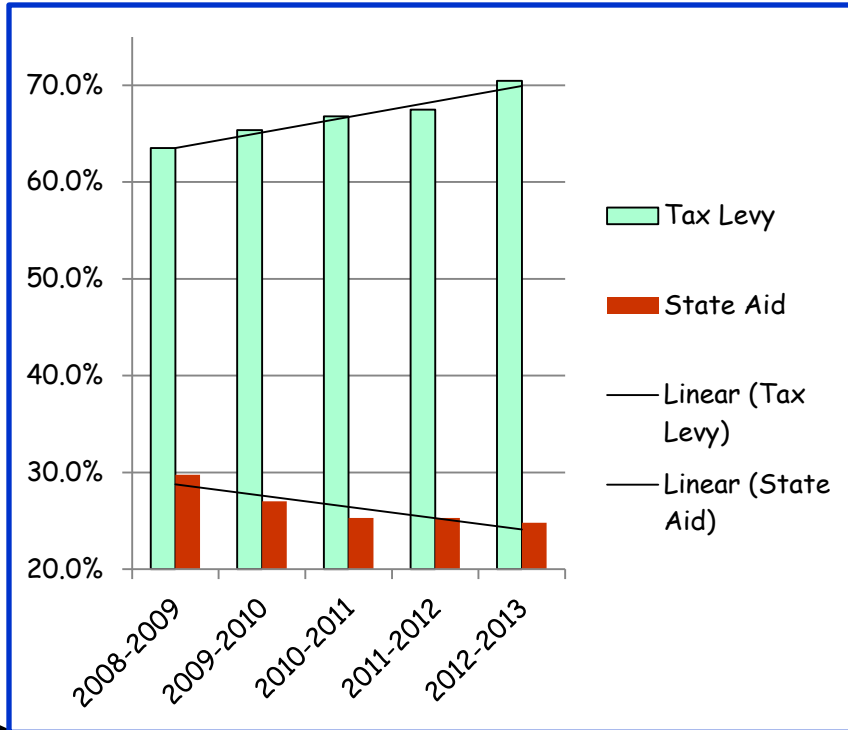
Reductions from rollover  
budget - \$2,680,000

### 17.5 FTE Staffing Reductions:

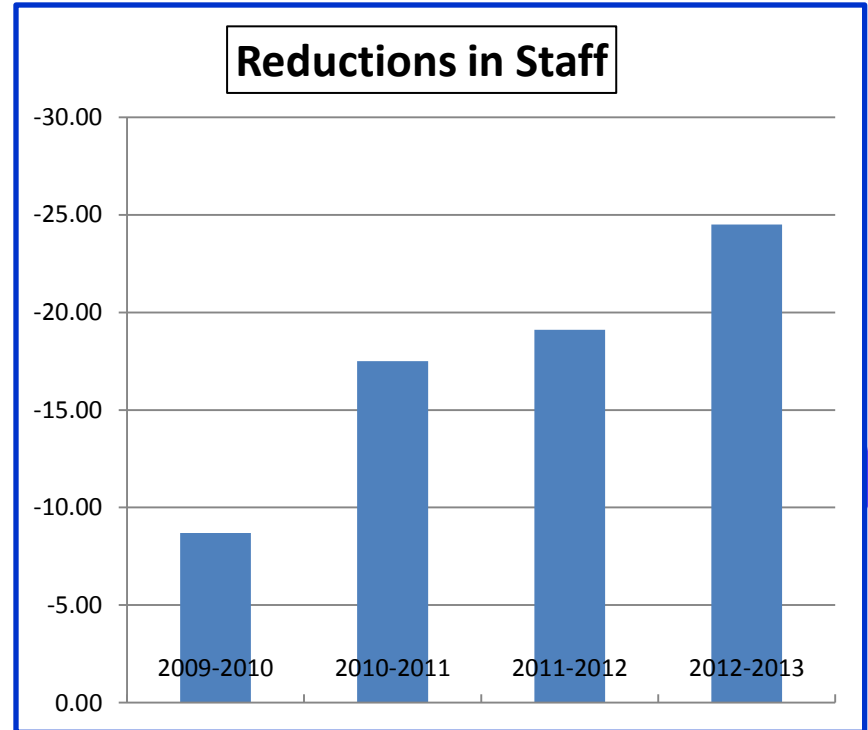
Admin	- 2.0
DO	- 0.0
Teachers	- 14.3
Support	- 1.2

# \$1.8M Average per Year LOSS in State Aid Due to GAP Elimination (as compared to 2008-09)

## State Aid vs. Tax Levy as % of Budget



## Staffing reductions




# Tax Levy Law - Maximum Limit/Threshold

There was a major change in school district budgeting starting last year due to the maximum Tax Levy Limit or Threshold.

1. School Districts must first calculate the maximum tax levy limit
2. School Boards must then decide between:
  - a. Presenting a budget to the public at or below this limit (requiring a majority to pass) or
  - b. Presenting a budget to the public above this limit (requiring 60% to pass)




# 2013 - 14 Tax Levy Limit



- The formula for calculating the tax levy limit is fairly complicated and uses ten pieces of data.
- Only one of these pieces of data is 2% (or the CPI {= 2.1% for 2012}, which ever is less).
- The calculation for New Paltz for 2013-2014 gives a result of 4.4%. This is the limit for the total TAX LEVY in the budget without requiring a 60% budget approval.
- It is NOT a limit on individual tax rates as these are controlled by assessments and equalization rates which are not known until August.




# 2013 – 2014 BUDGET



## REVENUE

Tax Levy	\$37,145,000
State Aid	\$12,505,000
Other	\$ 1,160,000
Fund Bal.	\$ 1,190,000
<b>TOTAL</b>	<b>\$52,000,000</b>

**+ 3.0% Budget Change**  
**+ 4.4% Tax Levy Change**



# Reductions in Proposed Budget

<b>Proposed Budget Reductions :</b>	<b>Estimated Savings</b>	<b>Comment</b>
Special Education Teachers (2.0 FTE Eliminated)	\$178,000	Based on special education data as of March 2013
Speech Teacher (0.3 FTE Reduction)	\$30,000	Based on special education data as of March 2013
Psychologist (0.5 FTE Reduction)	\$60,000	Based on special education data as of March 2013
Teacher Aide (1.0 Eliminated)	\$18,000	Based on special education data as of March 2013
Alternative Education (Reduction in placements)	\$110,000	Based on current and projected enrollments
Transportation Routing	\$65,300	Based on revised routing
Associated Health Insurance Savings	\$34,000	Based on staffing changes listed above

**Note:** 1.0 FTE = 100% full time equivalent, 0.5 FTE = 50% position, and 0.3 FTE = 30% position

# Restorations in Proposed Budget

## Proposed Educational Restorations: ALL CLUBS ELIMINATED FROM 2012 – 2013 BUDGET

HS Play/ Drama Club

MS Rock & Soul

HS, MS & LN All County Band

HS, MS & LN All County Chorus

HS Snow Club

MS Art Club

HS Literary Magazine

HS SADD

MS Reflections

HS Youth for Unity

HS Poetry Club

## Vehicles

Small Bus \$45,000

O & M Truck \$50,000





# Elementary Class Sizes

## Under Proposed 4.4% Tax Levy Budget



Grade/ Building	2011-12 Average Class Size	2012-13 Average Class Size	2013-2014 Projected Class Enrollment	2013-14 # Sections - 4.4% Tax Levy Budget	2013-14 Average Class Size - 4.4% Tax Levy Budget
K	20.5	19.9	140	7	20.0
1	20.6	22.0	138	7	19.7
2	22.2	21.1	163	8	20.4
3	22.3	22.5	146	6	24.3
4	21.6	26.0	147	6	24.5
5	21.6	25.7	188	8	23.5
6	25.4	26.2	181	7	25.9



# 2013-2014 Transportation Adjustments



**School Bus Routes were re-evaluated for efficiency keeping safety concerns in mind**

- Duzine Routes reduced from 14 to 13
- Lenape Routes reduced from 14 to 13
- HS/MS Routes reduced from 23 to 22

The one increase in student ride time was approximately 15 minutes, the rest were under 10 minutes. Some were even reduced

**Bus Stops were re-evaluated for efficiency keeping safety concerns in mind**

- Where deemed safe, bus stops have been moved from inside developments and dead end streets to the main roads
- In those developments and dead end streets where buses will still travel in, but door to door stops have been revised to community bus stops.
- Student walk distances may increase up to 0.4 miles



# Vehicle Replacement History

## 2009-2010

- Transportation: \$425,000 from budget – Three large buses, three small buses
- O & M: \$0 (eliminated as part of budget)



## 2010-2011 Proposition failed

## 2011-2012

- From Budget: Transportation ~ \$170,000 – One large bus, one wheelchair bus
- From proposition: Transportation ~ \$210,000 – One large bus, two small buses
- From Budget: O&M ~ \$ 16,189 – One van (for receiving)

## 2012-2013

- From proposition: Transportation ~ \$339,000 - One large bus, four small buses, one suburban
- From Budget: O&M ~ \$ 24,745 – One truck



# Vehicle Replacement Budget and Separate Proposition

## Budget

- 1 Small Bus @ \$45,000
- 1 F & O Truck @ \$50,000

## Separate Proposition

- 2 Large Buses
- Base Price = \$190,000 total

Separate Proposition =  
**0.5% on Tax Levy**



# Ulster County School District True Tax Rates

**2012 – 2013**

Data from MHSSC

District	Rate	Rank
Wallkill	\$22.57	1
Marlboro	\$21.89	2
Kingston	\$21.53	3
Highland	\$19.83	4
Ellenville	\$19.56	5
<b>New Paltz</b>	<b>\$18.37</b>	<b>6</b>
Saugerties	\$18.06	7
Rondout	\$16.88* (2011-2012)	8
Onteora	\$ 11.66	9

**High** • **\$22.57**

**Median** • **\$19.70**

**NPCSD** • **\$18.37**

# Per Pupil Cost - Ulster County School Districts

Data Analysis from MHSSC

District	Cost	Rank
Onteora	\$32,308	1
Rondout	\$26,571	2
Marlboro	\$25,631	3
Ellenville	\$23,354	4
New Paltz	\$22,352	5
Kingston	\$20,871	6
Wallkill	\$19,625	7
Saugerties	\$19,192	8
Highland	\$18,332	9

Average

• \$22,211

Median

• \$22,352

NPCSD

• \$22,352

**But what does this mean to the taxpayer?**



# Average Tax Levy Increases



Amount of your 2012 <u>School Tax Bill</u>	Proposed Budget 4.4% Tax Levy Increase	Vehicle Proposition 0.5% Tax Levy Increase	Total Tax Levy Increase
<b>\$10,000</b>	<b>\$36.67/ month (\$440)</b>	<b>\$4.17/ month (\$50)</b>	<b>\$40.84/ month (\$490)</b>
<b>\$8,000</b>	<b>\$29.33/ month (\$352)</b>	<b>\$3.33/ month (\$40)</b>	<b>\$32.66/ month (\$392)</b>
<b>\$6,000</b>	<b>\$22.00/ month (\$264)</b>	<b>\$2.50/ month (\$30)</b>	<b>\$24.50/ month (\$294)</b>
<b>\$4,000</b>	<b>\$14.67/ month (\$176)</b>	<b>\$1.67/ month (\$20)</b>	<b>\$16.34/ month (\$196)</b>
<b>\$2,000</b>	<b>\$7.33/ month (\$88)</b>	<b>\$0.83/ month (\$10)</b>	<b>\$8.16/ month (\$98)</b>

Due to Equalization Rates and Town Assessments you may pay more or less than the estimated increase



To calculate your individual estimated monthly increase, multiply the amount of your school tax bill by the appropriate percentage and then divide by 12.





# END of BUDGET PRESENTATION

VOTE is on Tuesday,

May 21, 2013

At New Paltz High School

From 12:00 Noon to 9:00 PM

