


Name _____

Date _____


Notes: Mapping Earth
Latitude and Longitude

Draw a map of the earth that shows 3 lines of latitude and 3 lines of longitude.
Label which are the latitude and which are the longitude lines.

Your Belief



New Understanding



Latitude: _____

Latitude ranges from _____ at the _____ to _____ at the _____.

Longitude: _____

Longitude ranges from _____ at the _____ to _____ at the _____.

Degrees and Minutes

One degree can be divided into _____ minutes.

$1^\circ =$ _____ minutes

$1/2^\circ =$ _____ minutes

$1/4^\circ =$ _____ minutes

Give the terrestrial coordinates of points A and B to the nearest whole degree.

A _____

B _____

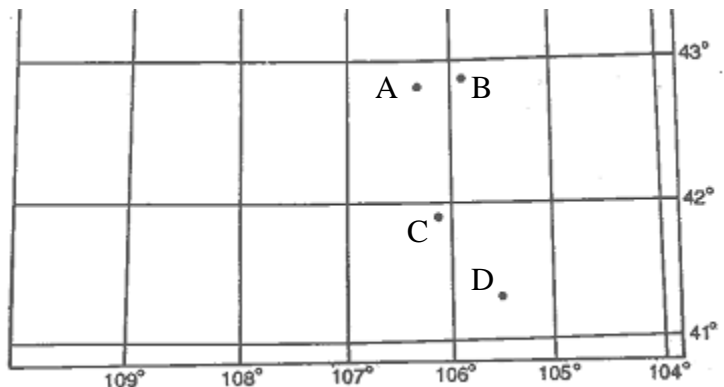
Give the terrestrial coordinates of points A through D to the nearest minute.

A _____

B _____

C _____

D _____



This is one question I have about today's lesson:
