



AP[®] Calculus AB

2014 Scoring Guidelines

© 2014 The College Board. College Board, Advanced Placement Program, AP, AP Central, and the acorn logo are registered trademarks of the College Board.

Visit the College Board on the Web: www.collegeboard.org.

AP Central is the official online home for the AP Program: apcentral.collegeboard.org.

AP[®] CALCULUS AB/CALCULUS BC
2014 SCORING GUIDELINES

Question 1

Grass clippings are placed in a bin, where they decompose. For $0 \leq t \leq 30$, the amount of grass clippings remaining in the bin is modeled by $A(t) = 6.687(0.931)^t$, where $A(t)$ is measured in pounds and t is measured in days.

- (a) Find the average rate of change of $A(t)$ over the interval $0 \leq t \leq 30$. Indicate units of measure.
- (b) Find the value of $A'(15)$. Using correct units, interpret the meaning of the value in the context of the problem.
- (c) Find the time t for which the amount of grass clippings in the bin is equal to the average amount of grass clippings in the bin over the interval $0 \leq t \leq 30$.
- (d) For $t > 30$, $L(t)$, the linear approximation to A at $t = 30$, is a better model for the amount of grass clippings remaining in the bin. Use $L(t)$ to predict the time at which there will be 0.5 pound of grass clippings remaining in the bin. Show the work that leads to your answer.

(a) $\frac{A(30) - A(0)}{30 - 0} = -0.197$ (or -0.196) lbs/day

1 : answer with units

(b) $A'(15) = -0.164$ (or -0.163)

The amount of grass clippings in the bin is decreasing at a rate of 0.164 (or 0.163) lbs/day at time $t = 15$ days.

2 : $\begin{cases} 1 : A'(15) \\ 1 : \text{interpretation} \end{cases}$

(c) $A(t) = \frac{1}{30} \int_0^{30} A(t) dt \Rightarrow t = 12.415$ (or 12.414)

2 : $\begin{cases} 1 : \frac{1}{30} \int_0^{30} A(t) dt \\ 1 : \text{answer} \end{cases}$

(d) $L(t) = A(30) + A'(30) \cdot (t - 30)$

$A'(30) = -0.055976$

$A(30) = 0.782928$

$L(t) = 0.5 \Rightarrow t = 35.054$

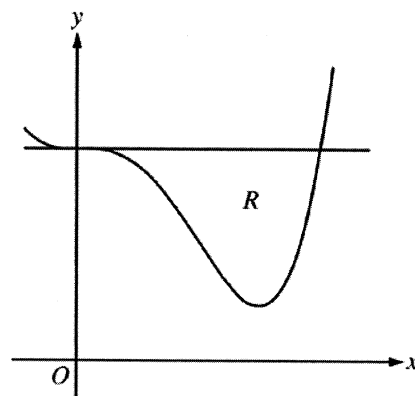
4 : $\begin{cases} 2 : \text{expression for } L(t) \\ 1 : L(t) = 0.5 \\ 1 : \text{answer} \end{cases}$

AP[®] CALCULUS AB
2014 SCORING GUIDELINES

Question 2

Let R be the region enclosed by the graph of $f(x) = x^4 - 2.3x^3 + 4$ and the horizontal line $y = 4$, as shown in the figure above.

- (a) Find the volume of the solid generated when R is rotated about the horizontal line $y = -2$.
- (b) Region R is the base of a solid. For this solid, each cross section perpendicular to the x -axis is an isosceles right triangle with a leg in R . Find the volume of the solid.
- (c) The vertical line $x = k$ divides R into two regions with equal areas. Write, but do not solve, an equation involving integral expressions whose solution gives the value k .



(a) $f(x) = 4 \Rightarrow x = 0, 2.3$

$$\begin{aligned}\text{Volume} &= \pi \int_0^{2.3} [(4 + 2)^2 - (f(x) + 2)^2] dx \\ &= 98.868 \text{ (or } 98.867\text{)}\end{aligned}$$

4 : $\begin{cases} 2 : \text{integrand} \\ 1 : \text{limits} \\ 1 : \text{answer} \end{cases}$

(b)
$$\begin{aligned}\text{Volume} &= \int_0^{2.3} \frac{1}{2} (4 - f(x))^2 dx \\ &= 3.574 \text{ (or } 3.573\text{)}\end{aligned}$$

3 : $\begin{cases} 2 : \text{integrand} \\ 1 : \text{answer} \end{cases}$

(c)
$$\int_0^k (4 - f(x)) dx = \int_k^{2.3} (4 - f(x)) dx$$

2 : $\begin{cases} 1 : \text{area of one region} \\ 1 : \text{equation} \end{cases}$

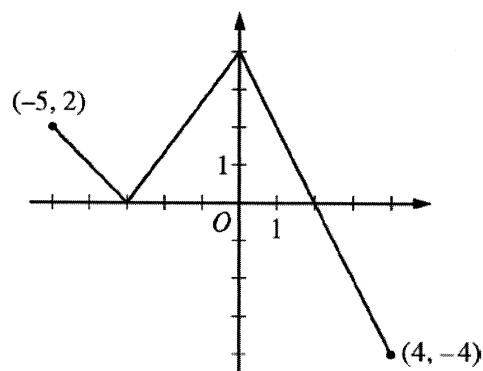
AP[®] CALCULUS AB/CALCULUS BC
2014 SCORING GUIDELINES

Question 3

The function f is defined on the closed interval $[-5, 4]$. The graph of f consists of three line segments and is shown in the figure above.

Let g be the function defined by $g(x) = \int_{-3}^x f(t) dt$.

- (a) Find $g(3)$.
- (b) On what open intervals contained in $-5 < x < 4$ is the graph of g both increasing and concave down? Give a reason for your answer.
- (c) The function h is defined by $h(x) = \frac{g(x)}{5x}$. Find $h'(3)$.
- (d) The function p is defined by $p(x) = f(x^2 - x)$. Find the slope of the line tangent to the graph of p at the point where $x = -1$.



Graph of f

(a) $g(3) = \int_{-3}^3 f(t) dt = 6 + 4 - 1 = 9$

1 : answer

(b) $g'(x) = f(x)$

The graph of g is increasing and concave down on the intervals $-5 < x < -3$ and $0 < x < 2$ because $g' = f$ is positive and decreasing on these intervals.

2 : $\begin{cases} 1 : \text{answer} \\ 1 : \text{reason} \end{cases}$

(c) $h'(x) = \frac{5xg'(x) - g(x)5}{(5x)^2} = \frac{5xg'(x) - 5g(x)}{25x^2}$

3 : $\begin{cases} 2 : h'(x) \\ 1 : \text{answer} \end{cases}$

$$\begin{aligned} h'(3) &= \frac{(5)(3)g'(3) - 5g(3)}{25 \cdot 3^2} \\ &= \frac{15(-2) - 5(9)}{225} = \frac{-75}{225} = -\frac{1}{3} \end{aligned}$$

(d) $p'(x) = f'(x^2 - x)(2x - 1)$

3 : $\begin{cases} 2 : p'(x) \\ 1 : \text{answer} \end{cases}$

$$p'(-1) = f'(2)(-3) = (-2)(-3) = 6$$

AP[®] CALCULUS AB/CALCULUS BC
2014 SCORING GUIDELINES

Question 4

Train A runs back and forth on an east-west section of railroad track. Train A 's velocity, measured in meters per minute, is given by a differentiable function $v_A(t)$, where time t is measured in minutes. Selected values for $v_A(t)$ are given in the table above.

t (minutes)	0	2	5	8	12
$v_A(t)$ (meters/minute)	0	100	40	-120	-150

- (a) Find the average acceleration of train A over the interval $2 \leq t \leq 8$.
- (b) Do the data in the table support the conclusion that train A 's velocity is -100 meters per minute at some time t with $5 < t < 8$? Give a reason for your answer.
- (c) At time $t = 2$, train A 's position is 300 meters east of the Origin Station, and the train is moving to the east. Write an expression involving an integral that gives the position of train A , in meters from the Origin Station, at time $t = 12$. Use a trapezoidal sum with three subintervals indicated by the table to approximate the position of the train at time $t = 12$.
- (d) A second train, train B , travels north from the Origin Station. At time t the velocity of train B is given by $v_B(t) = -5t^2 + 60t + 25$, and at time $t = 2$ the train is 400 meters north of the station. Find the rate, in meters per minute, at which the distance between train A and train B is changing at time $t = 2$.

(a) average accel = $\frac{v_A(8) - v_A(2)}{8 - 2} = \frac{-120 - 100}{6} = -\frac{110}{3} \text{ m/min}^2$

1 : average acceleration

(b) v_A is differentiable $\Rightarrow v_A$ is continuous
 $v_A(8) = -120 < -100 < 40 = v_A(5)$

2 : $\begin{cases} 1 : v_A(8) < -100 < v_A(5) \\ 1 : \text{conclusion, using IVT} \end{cases}$

Therefore, by the Intermediate Value Theorem, there is a time t , $5 < t < 8$, such that $v_A(t) = -100$.

(c) $s_A(12) = s_A(2) + \int_2^{12} v_A(t) dt = 300 + \int_2^{12} v_A(t) dt$
 $\int_2^{12} v_A(t) dt \approx 3 \cdot \frac{100 + 40}{2} + 3 \cdot \frac{40 - 120}{2} + 4 \cdot \frac{-120 - 150}{2}$
 $= -450$

3 : $\begin{cases} 1 : \text{position expression} \\ 1 : \text{trapezoidal sum} \\ 1 : \text{position at time } t = 12 \end{cases}$

$s_A(12) \approx 300 - 450 = -150$

The position of Train A at time $t = 12$ minutes is approximately 150 meters west of Origin Station.

- (d) Let x be train A 's position, y train B 's position, and z the distance between train A and train B .

$z^2 = x^2 + y^2 \Rightarrow 2z \frac{dz}{dt} = 2x \frac{dx}{dt} + 2y \frac{dy}{dt}$

$x = 300, y = 400 \Rightarrow z = 500$

$v_B(2) = -20 + 120 + 25 = 125$

$500 \frac{dz}{dt} = (300)(100) + (400)(125)$

$\frac{dz}{dt} = \frac{80000}{500} = 160 \text{ meters per minute}$

3 : $\begin{cases} 2 : \text{implicit differentiation of distance relationship} \\ 1 : \text{answer} \end{cases}$

AP[®] CALCULUS AB
2014 SCORING GUIDELINES

Question 5

x	-2	$-2 < x < -1$	-1	$-1 < x < 1$	1	$1 < x < 3$	3
$f(x)$	12	Positive	8	Positive	2	Positive	7
$f'(x)$	-5	Negative	0	Negative	0	Positive	$\frac{1}{2}$
$g(x)$	-1	Negative	0	Positive	3	Positive	1
$g'(x)$	2	Positive	$\frac{3}{2}$	Positive	0	Negative	-2

The twice-differentiable functions f and g are defined for all real numbers x . Values of f , f' , g , and g' for various values of x are given in the table above.

- (a) Find the x -coordinate of each relative minimum of f on the interval $[-2, 3]$. Justify your answers.
- (b) Explain why there must be a value c , for $-1 < c < 1$, such that $f''(c) = 0$.
- (c) The function h is defined by $h(x) = \ln(f(x))$. Find $h'(3)$. Show the computations that lead to your answer.
- (d) Evaluate $\int_{-2}^3 f'(g(x))g'(x) dx$.

- (a) $x = 1$ is the only critical point at which f' changes sign from negative to positive. Therefore, f has a relative minimum at $x = 1$.

- (b) f' is differentiable $\Rightarrow f'$ is continuous on the interval $-1 \leq x \leq 1$

$$\frac{f'(1) - f'(-1)}{1 - (-1)} = \frac{0 - 0}{2} = 0$$

Therefore, by the Mean Value Theorem, there is at least one value c , $-1 < c < 1$, such that $f''(c) = 0$.

- (c) $h'(x) = \frac{1}{f(x)} \cdot f'(x)$

$$h'(3) = \frac{1}{f(3)} \cdot f'(3) = \frac{1}{7} \cdot \frac{1}{2} = \frac{1}{14}$$

- (d) $\int_{-2}^3 f'(g(x))g'(x) dx = \left[f(g(x)) \right]_{x=-2}^{x=3}$
 $= f(g(3)) - f(g(-2))$
 $= f(1) - f(-1)$
 $= 2 - 8 = -6$

1 : answer with justification

$$2 : \begin{cases} 1 : f'(1) - f'(-1) = 0 \\ 1 : \text{explanation, using Mean Value Theorem} \end{cases}$$

$$3 : \begin{cases} 2 : h'(x) \\ 1 : \text{answer} \end{cases}$$

$$3 : \begin{cases} 2 : \text{Fundamental Theorem of Calculus} \\ 1 : \text{answer} \end{cases}$$

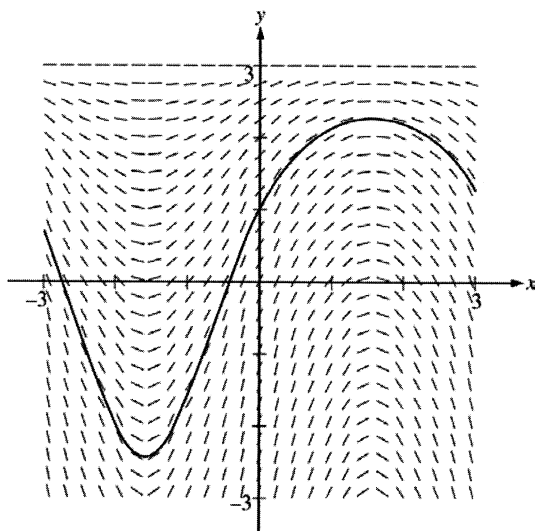
AP[®] CALCULUS AB
2014 SCORING GUIDELINES

Question 6

Consider the differential equation $\frac{dy}{dx} = (3 - y)\cos x$. Let $y = f(x)$ be the particular solution to the differential equation with the initial condition $f(0) = 1$. The function f is defined for all real numbers.

- (a) A portion of the slope field of the differential equation is given below. Sketch the solution curve through the point $(0, 1)$.
- (b) Write an equation for the line tangent to the solution curve in part (a) at the point $(0, 1)$. Use the equation to approximate $f(0.2)$.
- (c) Find $y = f(x)$, the particular solution to the differential equation with the initial condition $f(0) = 1$.

(a)



1 : solution curve

(b) $\left. \frac{dy}{dx} \right|_{(x, y) = (0, 1)} = 2 \cos 0 = 2$

An equation for the tangent line is $y = 2x + 1$.

$f(0.2) \approx 2(0.2) + 1 = 1.4$

2 : $\begin{cases} 1 : \text{tangent line equation} \\ 1 : \text{approximation} \end{cases}$

(c) $\frac{dy}{dx} = (3 - y)\cos x$

$\int \frac{dy}{3 - y} = \int \cos x \, dx$

$-\ln|3 - y| = \sin x + C$

$-\ln 2 = \sin 0 + C \Rightarrow C = -\ln 2$

$-\ln|3 - y| = \sin x - \ln 2$

Because $y(0) = 1$, $y < 3$, so $|3 - y| = 3 - y$

$3 - y = 2e^{-\sin x}$

$y = 3 - 2e^{-\sin x}$

Note: this solution is valid for all real numbers.

6 : $\begin{cases} 1 : \text{separation of variables} \\ 2 : \text{antiderivatives} \\ 1 : \text{constant of integration} \\ 1 : \text{uses initial condition} \\ 1 : \text{solves for } y \end{cases}$

Note: max 3/6 [1-2-0-0-0] if no constant of integration

Note: 0/6 if no separation of variables