

**New Paltz Central School District  
Reading  
Fifth Grade**

**Schema Mini-Quiz**

**Directions to the teacher:**

- Use the article, “Dr. Seuss”, to complete the mini-quiz.
- Have students answer the first question *before* reading the article to themselves.
- Have students read the article to themselves and complete the remaining questions.

**New Paltz Central School District  
Reading  
Fifth Grade**

**Schema Mini-Quiz**

**Name:** \_\_\_\_\_

**Date:** \_\_\_\_\_

**Directions: Answer the first question before reading the article. Then, read the article and answer the remaining questions.**

1. What do you know about Dr. Seuss?

---

---

---

---

---

2. What have you learned about Dr. Seuss?

---

---

---

---

---

3. Based on the new information you read in the article, what misconceptions did you have about Dr. Seuss?

---

---

---

---

---

## Who is Dr. Seuss?

While many children and adults have enjoyed books by Dr. Seuss, very few actually know anything about Dr. Seuss himself. Dr. Seuss was born in 1904 and was given the name Theodor Seuss Geisel. He grew up in Springfield, Massachusetts and left town as a young man to attend Dartmouth College in New Hampshire. In college, he wrote for the school newspaper. Geisel created the name Dr. Seuss, a penname he would continue to write under for the rest of his life. Seuss first entered college with the idea that he would become a professor, but a classmate who saw him sketching thought he should become an artist. He soon pursued his passion for drawing. After college, he got a job working as a cartoonist for a newspaper. However, once the United States became involved in World War II, Seuss wanted to use his talent to help in the war effort. He worked for the Army making different types of war movies and animated films that were used to train soldiers. Publishers who saw his work during the war wanted Seuss to illustrate a children's book. The war experience, along with his experience as a journalist, led to his desire to write and illustrate his own children books.

Dr. Seuss had a slow and difficult start as an author. His first book almost did not get published. However, after many months of being turned down his persistence paid off. Seuss soon signed with a new publisher. This small success was enough to keep Dr. Seuss writing and illustrating. While writing, he often put on silly hats to help to reduce the stress of finishing a story. Shortly after his first work was published, Dr. Seuss wrote and published *The Cat in the Hat*, the book that made him famous. For years afterwards, Dr. Seuss continued to write and illustrate many books in his own unique style, which was very different than other authors. He won many awards for his books throughout his writing career, and many were adapted for television and movies. The name, Dr. Seuss, became very popular in children's literature. Though Theodor Seuss Geisel, also known as Dr. Seuss, passed away at the age of 87 in 1991, his books and illustrations continue to live on.

**New Paltz Central School District  
Reading  
Fifth Grade**

**Visualization Mini-Quiz**

**Directions to the teacher:**

- Have the students read the attached poem, "What is Red?" to complete the mini-quiz.

**New Paltz Central School District  
Reading  
Fifth Grade**

**Visualization Mini-Quiz**

**Name:** \_\_\_\_\_ **Date:** \_\_\_\_\_

**Directions:** Read the following poem, “What is Red?” Complete the following visualization activity and questions.

<b>Descriptive phrases from the poem:</b>	<b>What do you see? (Use pictures or words)</b>

Which phrase did you make a connection to and why?

---

---

---

---

---

## *What Is Red?*

Red is a sunset  
Blazy and bright.  
Red is feeling brave  
With all your might.  
Red is a sunburn  
Spot on your nose,  
Sometimes red  
Is a red, red rose.  
Red squiggles out  
When you cut your hand.  
Red is a brick and  
A rubber band.  
Red is a hotness  
You get inside  
When you're embarrassed  
And want to hide.

Fire-cracker, fire-engine  
Fire-flicker red—  
And when you're angry  
Red runs through your head.  
Red is an Indian,  
A Valentine heart,  
The trimming on  
A circus cart.  
Red is a lipstick,  
Red is a shout,  
Red is a signal  
That says: "Watch out!"  
Red is a great big  
Rubber ball.  
Red is the giant-est  
Color of all.  
Red is a show-off  
No doubt about it—  
But can you imagine  
Living without it?



**New Paltz Central School District  
Reading  
Fifth Grade**

**Determining Importance Mini-Quiz**

**Directions to teacher:**

- Use developmentally appropriate articles from the Comprehension Toolkit 3-5 Source Book, such as, “At Home in the Arctic” or “Tigers Roar Back.”
- Have students read the article to themselves, and complete the following mini-quiz on determining importance.
- The following comprehension strategies are also included in this mini-quiz: schema, inference, and questioning.

**New Paltz Central School District  
Reading  
Fifth Grade**

**Determining Importance Mini-Quiz**

Name: \_\_\_\_\_ Date \_\_\_\_\_

**Directions:** Read the article. Then, on the T-Chart below write the relevant and irrelevant information from the article.

Relevant Information	Irrelevant Information
1)	1)
2)	2)

(-/4)

1) How do you know this is the relevant information from the article?

---

---

---

---

---

(-/3)

2) What is the main idea of this article?

---

---

---

---

---

(-/1)



3) What is the author's purpose for writing this article?

---

---

---

---

---

(-/2)



# At Home in the Arctic

**A** huge polar bear lies sprawled on the smooth sea ice, white on white. Only its black nose and eyes stand out. Blustery winds begin to ruffle its thick, shaggy fur. Ah, home, freezing home!

Polar bears thrive in all polar regions of the Northern Hemisphere, including Russia, Norway, Greenland, Canada, and Alaska. While you and most other animals might find living in the Arctic hard to “bear,” these amazing mammals have many **adaptations**, or features, that help them live quite comfortably in a frozen **habitat**.

## Warm Coats

Their fur is an excellent natural coat. It is actually two layers. The inside layer is a woolly band of short hairs that provides **insulation**, or protection, against the cold. The outer layer is made up of long, clear hairs that reflect light and make polar bears appear white. White, of course, serves as **camouflage**, or a disguise, while hunting for **prey** in the snow.

Under all that fur, the skin is actually black. This helps to absorb the sun’s rays and keep the bears warm in temperatures as low as 50° below zero.




PHOTO: NORBERT FOLLMER

### **Built-in Snowshoes**

Polar bears' broad paws (which are about 12 inches wide!) help them to walk on ice and packed snow. The paws work the way snowshoes would, by spreading out the bears' great weight. (Females can weigh around 600 pounds, and males can weigh up to 1,600 pounds. That's more than nine adult people put together!)

The soles of the polar bears' feet are covered with soft, small bumps and long hairs to create friction and make it easier to walk on slippery patches of ice.

### **Swim Gear**

Polar bears are such super swimmers that their scientific name is *Ursus maritimus*, or "sea bear." They spend a lot of time in water, searching for food or swimming from place to place. Those large paws act like paddles in the water. A sleek shape, slick fur, and short tail and ears also make their bodies well suited for swimming. Their nostrils close up under water, and a thin, clear layer of tissue over their eyes acts just like goggles—it lets the bears keep their eyes open under water. Polar bears can swim more than six miles an hour for 10 straight hours.

## Natural Hunting Tools

Polar bears are the largest **carnivores**, or animal eaters, on land. Their favorite food is baby ring seals. Polar bears have extremely sensitive noses and can smell a seal more than 20 miles away! Their powerful eyes can see one about 15 miles away. To catch a seal meal, a bear lies quietly at the edge of a hole in the ice and waits until a seal comes up for air. The bear then quickly grabs the seal and kills it with its sharp teeth.

## From Season to Season

Most of the year, polar bears roam and hunt by themselves. But like many other animals, they do special things during certain seasons.


**Spring.** In early spring, males and females find each other, fatten up on seals, and mate. Feasting on seals lets polar bears add a thick layer of **blubber** for the rest of the year. Their bodies can live off this blubber when the seasons change and it becomes harder to find food. This four-inch layer of fat also keeps them warm.

**Summer.** When Arctic ice melts in summer, polar bears move inland and eat whatever they can find—rodents, eggs, berries, seaweed, or animals killed and left by other predators.

**Fall.** In October or November, pregnant females build **dens**, or caves, in the snowbanks and **hibernate** there through the winter. When polar bears hibernate, their heart rates slow down, and their body temperatures fall slightly, so they use less energy and can live off their stored blubber. Males and non-pregnant females



PHOTO: STEVE NICHOLSON/GETTY IMAGES



△ **In the Swim.** Polar bears are super swimmers.

◁ **On the Prowl.** Big paws and long claws are "handy" tools for catching baby seals.

do not hibernate. They are on the move all through the winter, building temporary shelters only during big storms.

**Winter.** Females have their babies, or **cubs**, in December or January. They usually have twins. The cubs weigh only one pound when they are born and are only about a foot long. But they grow quickly from feeding on their mother's milk.

By the time the mother leaves her den in late March or early April, the cubs weigh 30 pounds. This is also exactly the time when baby seals are born, and the mother can begin to hunt. Cubs stay with their mother for about two years,

## The Bear Facts

**Weight:** Male, 800–1,600 pounds;  
Female, 500–600 pounds

**Length:** Up to 10 feet

**Favorite Food:** Baby ring seals

**Life Span:** 15–18 years in the wild;  
30–35 years in captivity

**Home:** Arctic shores, ice, and waters

**Litter Size:** 1–3

**Enemies:** Human hunters

## COLD QUESTIONS

1 How have other Arctic animals adapted to the cold?

2 What type of adaptations would you need to survive in an Arctic habitat?

3 What do you think polar bears will do if there is less polar ice in the future?



learning how to hunt, hide, and survive in their cold habitat.

### Less Ice Time?

For many years, humans widely hunted polar bears for their fur. During that time, bear populations began to drop greatly. Then in the 1970s, all countries with polar bears passed laws to protect them from being overhunted. Today, there are about 20,000 polar bears in the world.


Now scientists worry that polar bears may be facing a new problem that is caused by **global warming**. Global warming is the gradual rising temperature of Earth due to the additional release of carbon dioxide by human activities.

Recently some scientists noticed that global warming was causing Arctic ice to melt earlier in the spring and form later in the fall. Because polar bears depend on ice to find seals, less ice time means they may not get enough to eat.

Energy burned to run cars, trucks, homes, and factories can produce a lot of carbon dioxide. You and your family can help slow global warming by using less of this energy. For example:

- Ride a bike instead of taking a car.
- Encourage your friends to carpool.
- Turn off lights when you're not using them.

Your energy-saving actions could help polar bears thrive in the Arctic for years to come!



#### Sea Hunt.

Polar bears spend a lot of time hunting baby seals on ice packs that float in the Arctic Ocean.

#### Web Link

### Polar Bear Hotline

Check out [www.polarbearsalive.org](http://www.polarbearsalive.org), the website of an organization dedicated to protecting polar bears.

## Wordwise

**adaptation:** any feature that helps a living thing survive in its environment

**blubber:** a thick layer of fat under the skin

**camouflage:** a color or pattern that helps an animal hide in its environment

**carnivore:** an animal that eats another animal

**cub:** a young carnivore, such as a bear or fox

**den:** a place for resting or hiding

**global warming:** the rising temperature of the Earth due to increased carbon dioxide in the air

**habitat:** the place where something lives

**hibernate:** to spend the winter in a sleeplike state

**insulation:** something that prevents heat from passing through

**prey:** an animal that is hunted for food



In Russia, former hunters now help protect the big cats.

# TIGERS ROAR BACK

One hundred thousand tigers roamed Asia in 1900. By 1994, that number had dropped to 7,000. Experts warned that the big cats would be **extinct** by 2000.

The world took the warning seriously. Working to save the cats has become a way of life in many Asian countries. Last month, tiger experts gathered in Washington, D.C., to hear a new report from the Save the Tiger Fund. The good news: **Tiger populations** have stopped shrinking!


"The tiger survives today thanks to hard work and public support," says John Seidensticker, the head of Save the Tiger.

In southeastern Russia, 350 to 400 Siberian tigers survive. That

is almost a miracle. From 1990 to 1993, illegal hunters killed one-third of all Siberian tigers!

Now a program hires the former hunters to help protect the cats. At the region's Tiger Day festivals, kids dress in stripes and whiskers to celebrate their pride in helping the cats survive.

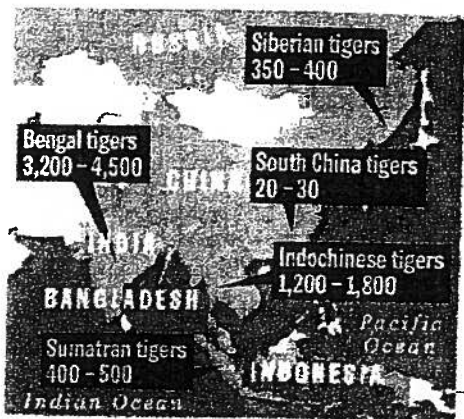
In India, tigers share their **habitat** with humans. A program is helping some Indians find homes outside tiger habitats. Volunteers lead the project. Conservationist Ullas Karanth says local people are the key to saving tigers. "Their **commitment**," he says, "can't be bought with money."



Bengal tigers, like this mom and cub, can also be white.



What steps have helped save tigers? What else can be done to protect them?



## Did You Know?

Tigers, the world's biggest cats, are found only in Asia.

same pattern of stripes.

Tigers are divided into five groups or subspecies (see map).

Tiger cubs weigh two to three pounds at birth and are born blind.

Tiger stripes are like human fingerprints. No two tigers have the

Tigers live 10 to 15 years in the wild.

Tigers can leap up to 30 feet.

TIME FOR KIDS

## Inference Unit Mini-Quiz

### Directions to teacher:

- Use a developmentally appropriate article from the Comprehension Toolkit 3-5 Source Book, such as, “A Pet Iguana” or “The Popularity of Pets.”
- Have students read the article and complete the following mini-quiz on inference.
- The following comprehension strategies are included in this mini-quiz: inference, determining importance, schema, and questioning.

**New Paltz Central School District  
Reading  
Fifth Grade**

**Inference Mini-Quiz**

Name: \_\_\_\_\_ Date \_\_\_\_\_

**Directions:** Read the following article. Answer the questions below based on the article and your knowledge of inference.

Based on the article, what can you infer about being a responsible pet owner/breeder? Use at least two examples from the article to support your answer.

---

---

---

---

---

---

---

---

---

---

(\_\_\_\_\_/4)

Based on the article, what was the author's purpose? (\_\_\_\_\_/1)

- a. To persuade
- b. To entertain
- c. To inform
- d. To frighten



Who is the author writing this for? How do you know? (\_\_\_\_/3)

---

---

---

---

What is the BIG IDEA the author wants ME as a reader to know? (\_\_\_\_/2)

---

---

---

---

Total \_\_\_\_\_/10

# The Popularity of Pets


If all the people in America who have a dog or a cat raised their hand, there would be around seventy-six million hands in the air! And that's just dogs and cats. Guinea pigs, hamsters, gerbils, sugar gliders, ferrets, and all sorts of reptiles are kept as house pets as well.

Even though we love our pets, millions of them still end up in animal shelters all around the country. Sadly, millions are humanely put to sleep in these shelters because there are just too many unwanted dogs and cats.

What is the first important thing pet owners can do to help reduce the number of animals in the shelters? Spay female and neuter male cats and dogs so that they can't accidentally have kittens and puppies. Leave that to people who have learned to be responsible breeders.

Responsible breeders are careful to breed only those animals that have been tested and shown not to have diseases and conditions that can be genetically passed along to their offspring. They also take excellent care of the young animals. They make sure that the kittens and puppies get the right vaccinations and medical attention at the right times to help them grow up strong and healthy. For the person who will eventually own these pets, these things are really important! The animals will have a better chance of not needing lots of expensive veterinary care.

Most of the dogs available through pet shops are bought cheaply from what are known as *puppy mills*—places



© Getty Images 82000

where female dogs are kept pregnant a lot. The puppy mills and the pet stores often seem to care more about making money than about the quality and well-being of the mother and father and the offspring. And they count on the fact that when you are looking at a cute little puppy it's hard to worry about all of that!

So if you are going to get a pet it is best to go to a reputable breeder. Or you can always give a home to a great dog or cat waiting for you at the local animal shelter! ■

## A Pet Iguana?

So you think you wanna iguana?  
You might want to think again!


The cute eight-inch reptile at the pet store will grow to an adult size of up to six feet. That means an "ig" needs a pretty big cage; some pet iguanas get their own room in the house! And that room needs to be kept between 70 and 95 degrees at all times.

They also require humidity. Keep the plant mister handy, because you will need to mist your iguana several times a day.

Adult iguanas have sharklike teeth that can bite off a human finger! You will need to train your young ig to be tame and friendly.

And when you're not misting or playing with or controlling the temperature for your iguana, you might be in the kitchen preparing its food. Iguanas cannot eat meat or meat-based food; it will kill them. So get out the food processor (with adult supervision) and start shredding fruits and vegetables like romaine lettuce, squash, melons, spinach, and seedless grapes.

Your iguana will need a pool to soak in. It will also use this pool as a toilet, so you will need to clean it every day. You will need to let it swim in the bathtub regularly. And finally, after a day of controlling the temperature, taming your



**Pet iguanas require very special attention.**

iguana, misting it, preparing its meals, and changing its wading pool, you'll need to cover its cage—an iguana needs darkness to be able to sleep. That's a lot of care!

Do you still think you wanna iguana? ■

**New Paltz Central School District  
Reading  
Fifth Grade**

**Monitoring Mini-Quiz**

Directions to the teacher:

- Use the attached article, “Are You Ready, Sam?”
- Have students read the article to themselves and complete the attached mini-quiz.

New Paltz Central School District  
Reading  
Fifth Grade

Monitoring Mini-Quiz

Name: \_\_\_\_\_ Date: \_\_\_\_\_

**Directions:** Read the article “Are You Ready, Sam?” to yourself and complete the following questions.

- 1) Select the main idea from the story.
  - a. Sam enjoyed learning about Hawaii.
  - b. Sam is nervous to give his report.
  - c. Sam likes to trade baseball cards.
  - d. Sam has a kind teacher.
  
- 2) Underline one detail from the passage that supports the main idea.
  
- 3) In paragraph one, infer what the word *chirping* means
  - a. sleeping
  - b. wrestling
  - c. singing
  - d. fluttering
  
- 4) In paragraph four, infer what the word *approached* means
  - a. moving toward
  - b. circling
  - c. backing away
  - d. entering
  
- 5) How did monitoring while you read the article help you understand the story?

---

---

---

---

## **Are You Ready, Sam?**

The clouds hung low in the gray sky. The chirping of the bluebirds woke me from my restful sleep. As I slowly woke, I got a funny feeling in my stomach. Today was the day. Today, I had to do something I have been afraid to do for a long time. Breakfast was normal and I began to relax.

Mom came into the kitchen asking, "Are you ready, Sam?"

"Yes," I answered quietly. I wasn't really!

The school bus came on time, and I sat with my friend, Billy. We chatted about baseball and trading cards. It was a great way to get my mind off of what I had to do today. As we approached the school, I could feel my heart beating. My hands were starting to sweat. I hated this!

I entered Mrs. Owens' class. She was smiling, and saying hello to all her students as she did every morning.

"Hi Sam," she said as I walked in.

"Hi," I said and quickly sat in my seat. We said the pledge, and then took our spelling test. I looked at the clock. The time was near. I hope I am not first! Mrs. Owens said it was time to begin our special day. Special day? That's a joke.

Mrs. Owens announced, "Sam, you'll be first."

I got up slowly, looked at the ground as I walked to the front of the room. I looked up, and everyone was staring at me. Mrs. Owens must have known I was nervous because she came by me, and put her hand on my back.

She said to the class, "Sam has worked very hard on his report, and I know it is very interesting." Then she turned to me and asked, "Sam, what did you like best about your report on Hawaii?"

I thought about the fun things I had read about surfing, and I started to talk. Before I knew it, I was telling the class about everything I had learned. I talked in front of the whole class, and it was fun. It wasn't scary after all. The class clapped as I finished and Mrs. Owens was smiling. I was proud of myself.

**New Paltz Central School District  
Reading  
Fifth Grade**

**Questioning Mini-Quiz**

**Directions to the teacher:**

Hand out mini-quiz to students. Read Ruby's Wish by Shirin Yim Bridges.  
Have students complete the mini-quiz as you read to them.





**New Paltz Central School District  
Reading  
Fifth Grade**

**Synthesizing Mini-Quiz**

Directions to the teacher:

- Use the attached articles, “The Super Ant” (intermediate level) and “Making Honey” (lower level).
- Have students read the articles to themselves and complete the attached mini-quiz.

New Paltz Central School District  
Reading  
Fifth Grade

Synthesizing Mini-Quiz

Name: \_\_\_\_\_ Date: \_\_\_\_\_

**Directions:** Read the following article and complete the following synthesizing activity.

<b>My First Thought.....</b>
<b>On Second Thought....</b>
<b>Now I'm Thinking...</b>

**1) What is a change in thinking?**

---

---

---

---

---

---

---

---

---

---

# The Super Ant

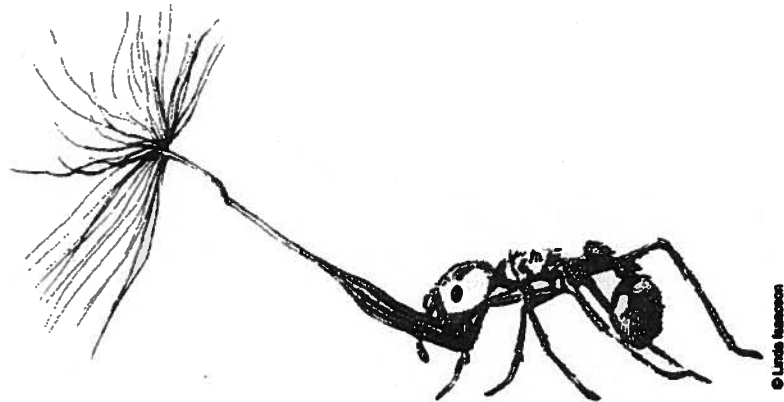
You have probably seen a single ant scurrying across the kitchen floor. You can be certain that where there is one ant, there are several. Or more like several thousand.

Ants live in colonies. The colony is known as a super-organism. The thousands of ants that make up the colony operate as a unified whole, almost as if they are one organism.

Individual ants sacrifice themselves for the sake of the colony. Each ant has a very specialized job. Some attend to the needs of the colony's queen. She becomes too large to move on her own, so a group of ants may do it for her. Some ants' sole job is to remove eggs as the queen lays them and bring them to a room in the nest called the nursery. Ant attendants in the nursery do nothing else in their entire lives except take care of the colony's larvae.

Other ants have a little more adventure. They spend their lives scouting for food. This adventure comes with peril, however. Like when a giant human shoe comes crashing down on top of them.

Ants are excellent communicators. One of their important methods of communication is touch. An ant's antennae



may have as many as thirteen joints, making them superb feelers. Ants spend an incredible amount of time cleaning their antennae, which is a good indication of how important they are.

Ants also communicate by smell. This is how they let other ants know about a good source of food. They don't go back to the nest and explain what the food smells like and where it is. No, the ants who have found the food produce a trail of pheromones, which are like invisible bread crumbs. All the other ants in the colony recognize the scent and follow it to the food.

Smell is so important to ants that if a strange ant walks into a colony of thousands of ants, colony members immediately recognize it as a stranger and drive it out or even kill the intruder. ■


# Making Honey

What happens if bees in a hive are overcrowded, lack food, or just plain feel insecure? They swarm! That is, a group of bees leaves the hive to create a new hive. Beekeepers work hard to prevent swarming. The more bees in the hive, the more honey the beekeeper will collect.

Honeybees love violets, forget-me-nots, cornflowers, and, surprise, honeysuckle. A field of clover is like heaven on earth for honeybees. They visit these flowers and collect nectar, which they then turn into honey. But how do they do that?

Bees have a regular stomach like ours. They also have a "honey backpack" in which they store the nectar they collect when they make the rounds of their favorite flowers. When her (all worker bees are female) backpack is full, the bee heads back to the hive.

Another worker bee is waiting to suck the honey out of the returning bee's backpack. She sits around



© Getty Images, C650081

and chews on it for a half hour or so before she deposits it into a bunch of holes in the hive known as a honeycomb. Water evaporates from the chewed-up nectar, making it pretty thick. The bee seals off the hole in the honeycomb with a kind of wax to protect the honey. Then she waits for another bee to arrive with more nectar.

The beekeeper harvests a lot of the honey but leaves enough for the bees to live on during seasons when flowers are not in bloom. ■