

PARENTS

Your help can ensure your child's safety on the school bus:

1. Review the Safe Crossing Rule with your child.

Remember that nine out of ten school bus fatalities occur as the child is getting on or off the bus. Younger children are especially vulnerable -- remind them to stay away from bus tires at all times. Please provide a backpack or knapsack for your child's paper and belongings to prevent an item from falling under the bus. (see reverse side).

2. Remind your child to respect the bus driver (and attendant if provided).

On a school bus, discipline problems are safety problems. Driving a school bus safely is a difficult job. Classroom behavior is a must.

3. Talk to your child about staying properly seated while on the bus.

Many on-bus injuries are the result of improper seating. Children should not sit sideways, on their knees, or on their books. They should stay in their seats until the bus is fully stopped.

4. Get to know the Pupil Transportation Staff in your school district.

Parent involvement can make a huge difference. Pupil Transportation professionals want to know your concerns and suggestions; and bus drivers deeply appreciate your support (remember New York State Driver Recognition Day).

5. Cross only in the designated crosswalks.

Students must cross the streets that surround the Middle School ONLY in designated crosswalks both before and after school. I understand that crossing in other locations can result in injury or death.

Parents – please review items 1 thru 5 with your child and sign below indicating you have done so.




Student Name: _____ (please print)

Student Signature: _____

Parent Signature: _____ Date: _____

Please return this form to the NPMS Main Office by Monday, September 15, 2014.

HOW TO CROSS SAFELY



OVER